

Diagnoses(1) Among People Over Age 50

Diagnoses(2) Among People Over Age 50

Diagnoses(3) Among People Over Age 50

Prevalence Among People Over Age 50

HIV Care Continuum Among People Over Age 50

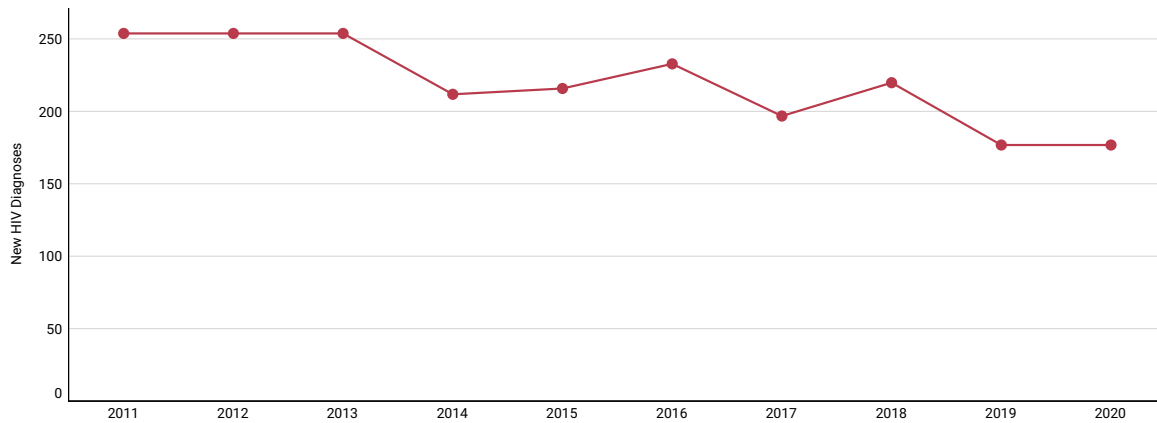
Progress to GTZ Among People Over Age 50



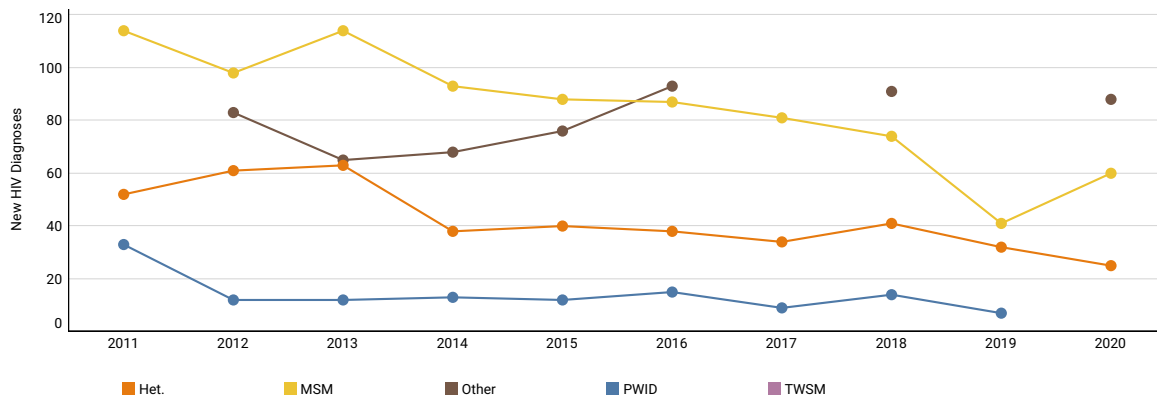
## Diagnoses Among People Over the Age of 50

In Illinois, fewer than one in five new HIV diagnoses in 2020 were among people over the age of 50 years. After peaking in 2011, the number of new HIV diagnoses among people over the age of 50 declined to an all-time low of 177 new diagnoses in 2020. Gay, bisexual, same gender loving, and other men who have sex with men (MSM) comprised the majority of new HIV diagnoses among people over the age of 50 in all years, followed by heterosexual individuals and people who inject drugs (PWID). New HIV diagnoses increased considerably for MSM from 2019 to 2020 and very slight declines are observed among heterosexual individuals and PWID. In all years, Black people over the age of 50 have experienced the largest number of new HIV diagnoses, reaching a peak in 2012 and sharp decline in 2014 which has then remained relatively stable through 2020. The number of new diagnoses among white people over the age of 50 remained stable through 2016 and has been steadily declining. The number of new diagnoses among Latinx people over the age of 50 has remained relatively stable over the last decade. The percent of people over the age of 50 with a late HIV diagnosis, a measure that represents missed opportunities to diagnose and treat HIV, was consistently higher than that of the general population and remained around 40% between 2010 and 2016, with a gradual decrease through 2018, and a sharp increase from 2019 to 2020.

New HIV Diagnoses, Illinois, 2011-2020<sup>1</sup>



New HIV Diagnoses by Transmission Category, Illinois, 2011-2020<sup>1</sup>



Diagnoses(1) Among People Over Age 50

Diagnoses(2) Among People Over Age 50

Diagnoses(3) Among People Over Age 50

Prevalence Among People Over Age 50

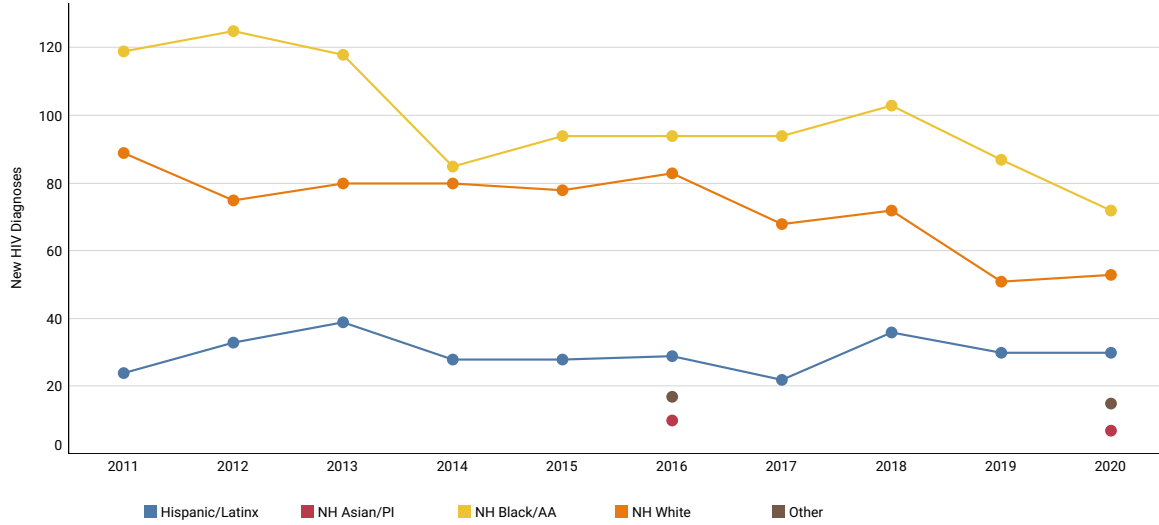
HIV Care Continuum Among People Over Age 50

Progress to GTZ Among People Over Age 50

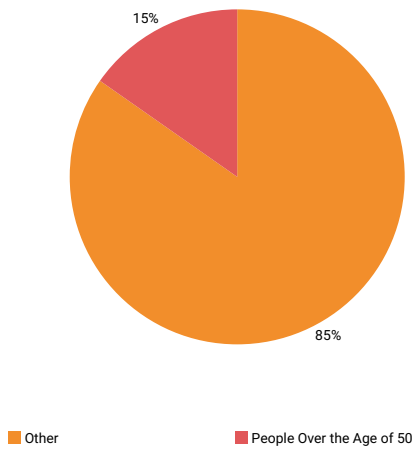


## Diagnoses Among People Over the Age of 50

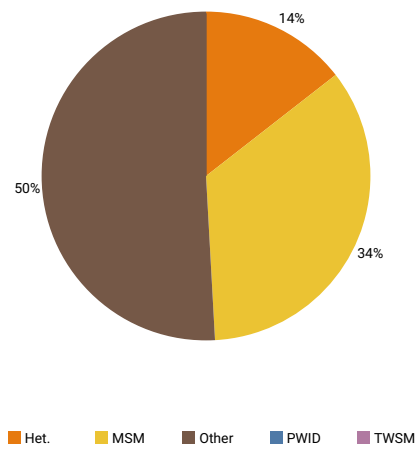
New HIV Diagnoses by Race/Ethnicity, Illinois, 2011-2020<sup>1</sup>



Percentage of New HIV Diagnoses, Illinois, 2020<sup>1</sup>



Percent of New HIV Diagnoses by Transmission Category, Illinois, 2020<sup>1</sup>



Diagnoses(1) Among People Over Age 50

Diagnoses(2) Among People Over Age 50

Diagnoses(3) Among People Over Age 50

Prevalence Among People Over Age 50

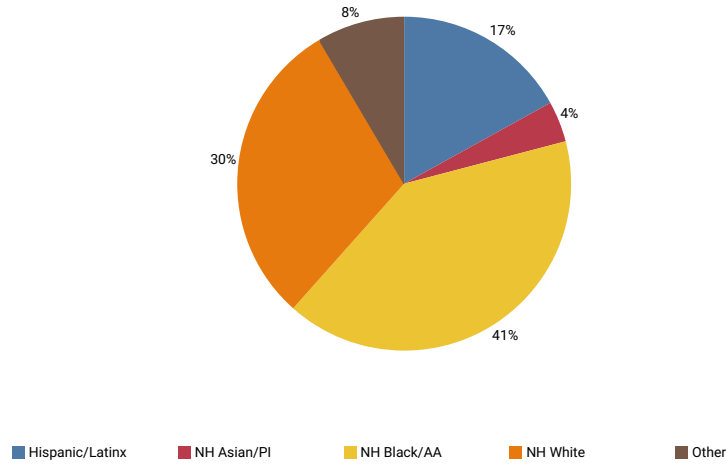
HIV Care Continuum Among People Over Age 50

Progress to GTZ Among People Over Age 50

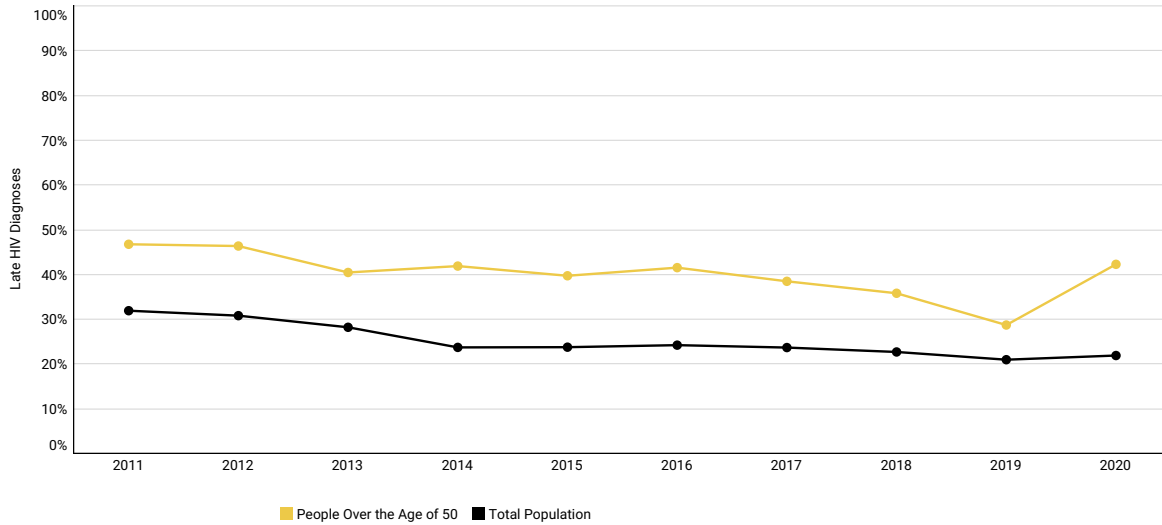


## Diagnoses Among People Over the Age of 50

Percent of New HIV Diagnoses by Race/Ethnicity, Illinois, 2020<sup>1</sup>



Late HIV Diagnoses, Illinois, 2011-2020<sup>2</sup>



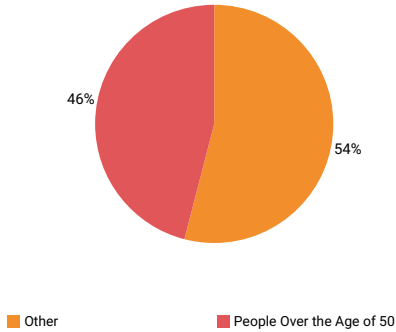
Diagnoses(1) Among People Over Age 50	Diagnoses(2) Among People Over Age 50	Diagnoses(3) Among People Over Age 50	Prevalence Among People Over Age 50	HIV Care Continuum Among People Over Age 50	Progress to GTZ Among People Over Age 50
---------------------------------------	---------------------------------------	---------------------------------------	-------------------------------------	---	--



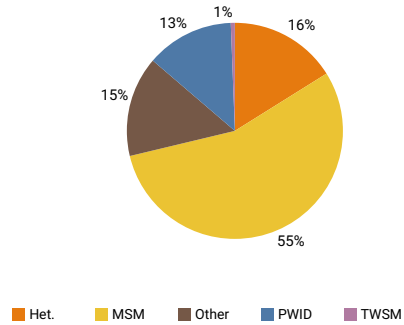
## Prevalence Among People Over the Age of 50

A total of 16,526 people 50+ were living with HIV in 2020 in Illinois, representing 46% of people living with HIV in Illinois. Nearly half of all people living with HIV in Chicago are over the age of 50. Approximately two-thirds of people over the age of 50 living with HIV in Illinois are MSM, followed by similar percentages of heterosexuals and PWID. Fewer than 0.5% of people over the age of 50 are trans women who have sex with men (TWSM), which is why this appears as 0% on the pie chart. Of people over the age of 50 living with HIV in Illinois, 41% are Black, followed by 33% white and 17% Latinx individuals.

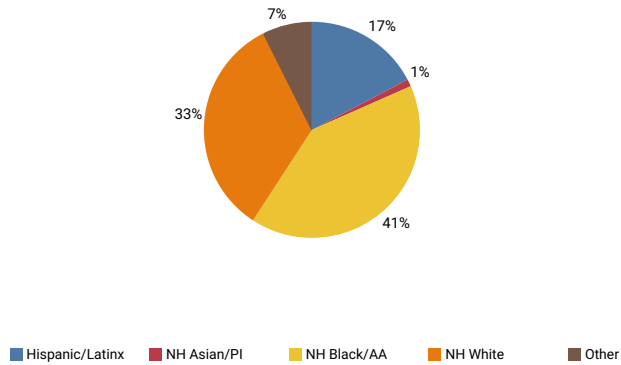
**Percent Living with Diagnosed HIV, Illinois, 2020<sup>3</sup>**



**Percent Living with Diagnosed HIV by Transmission Category, Illinois, 2020<sup>3</sup>**



**Percent Living with Diagnosed HIV by Race/Ethnicity, Illinois, 2020<sup>3</sup>**



Diagnoses(1) Among People Over Age 50

Diagnoses(2) Among People Over Age 50

Diagnoses(3) Among People Over Age 50

Prevalence Among People Over Age 50

HIV Care Continuum Among People Over Age 50

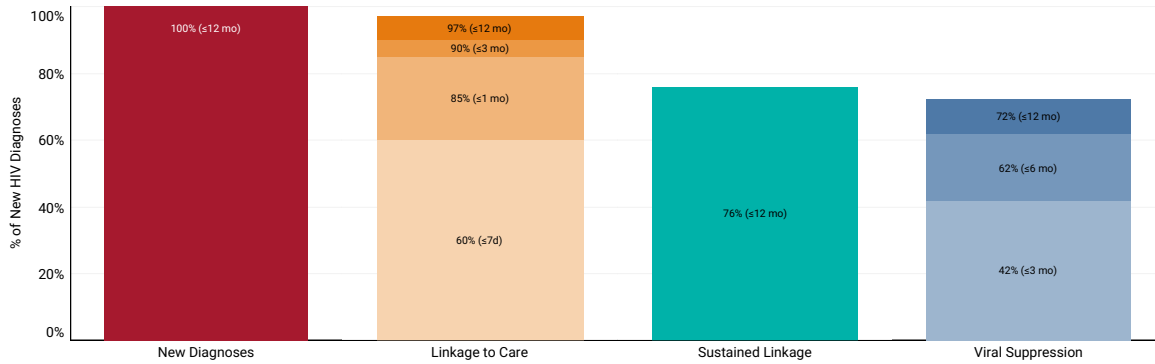
Progress to GTZ Among People Over Age 50



## HIV Care Continuum Among People Over the Age of 50

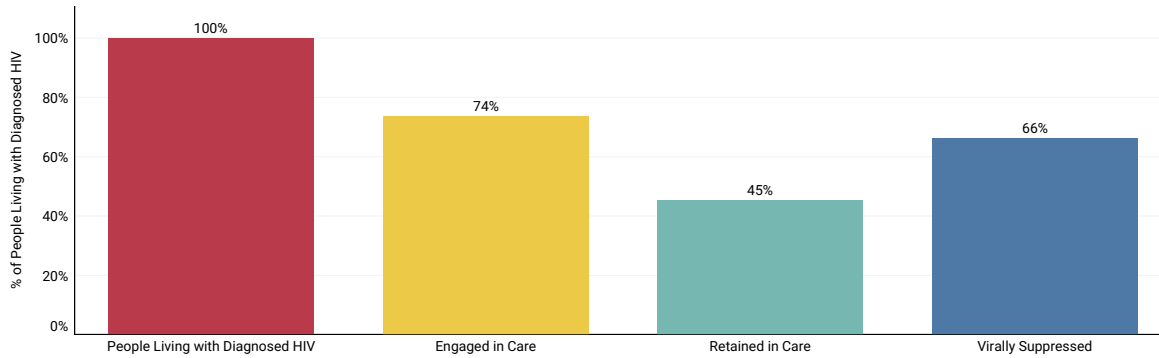
The HIV care continuum outlines the steps or stages that people with HIV go through from diagnosis to sustained linkage to achieving and maintaining viral suppression. Nearly all (97%) people over the age of 50 who were newly diagnosed with HIV in 2020 were linked to care within one year of diagnosis. Approximately two-thirds were linked within one week of diagnosis, and 85% were linked within 1 month. Although rates of linkage are high, close to 76% of people over the age of 50 who were newly diagnosed achieve sustained linkage or viral suppression. Among all people over the age of 50 living with HIV, two out of three were engaged in care in 2020, but only 45% were retained in care and 66% were virally suppressed. Among people over the age of 50 living with HIV who are engaged in care, viral suppression is much higher, with 90% achieving viral suppression in 2020.

**HIV Continuum - Newly Diagnosed, Illinois, 2020<sup>1, 4-6</sup>**



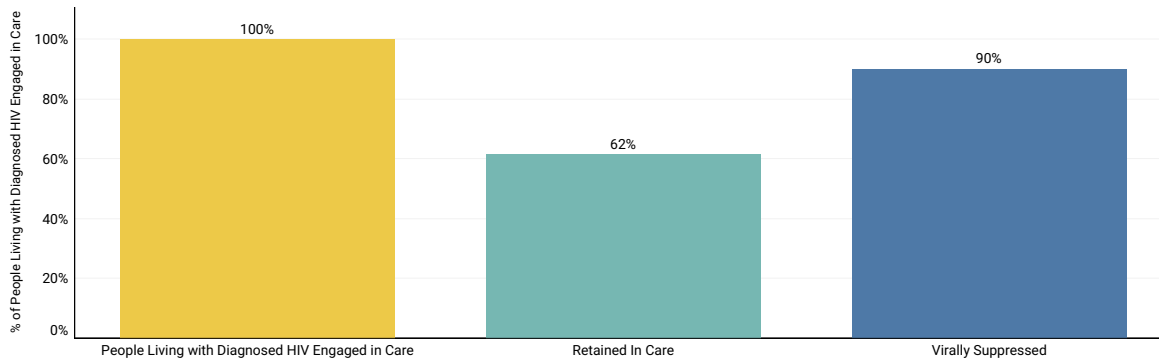
N = 177

**HIV Continuum - Living with HIV, Illinois, 2020<sup>3, 6-8</sup>**



N = 16,526

**HIV Continuum - Engaged in Care, Illinois, 2020<sup>6-8</sup>**



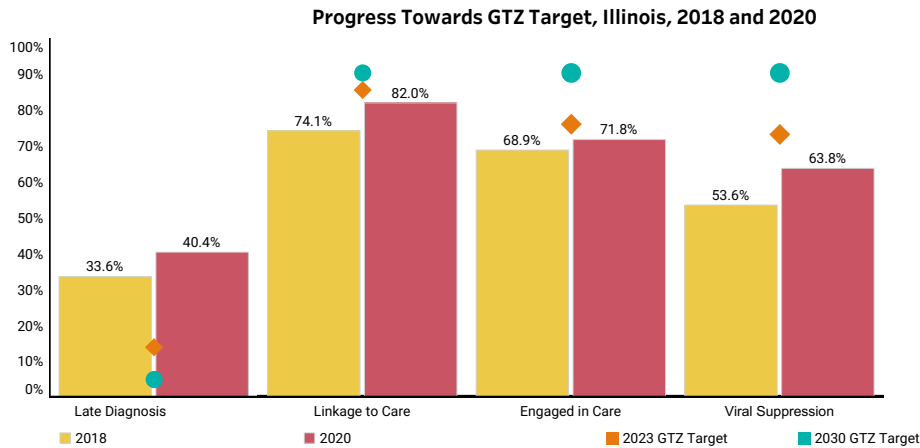
N = 12,161

Diagnoses(1) Among People Over Age 50	Diagnoses(2) Among People Over Age 50	Diagnoses(3) Among People Over Age 50	Prevalence Among People Over Age 50	HIV Care Continuum Among People Over Age 50	Progress to GTZ Among People Over Age 50
---------------------------------------	---------------------------------------	---------------------------------------	-------------------------------------	---	--



## Progress to GTZ Targets for People Over the Age of 50

Although there has been promising movement towards GTZ goals between 2018 and 2020, concentrated resources are required to ensure people over the age of 50 reach the GTZ targets set for 2023 and 2030. The percentage of late diagnoses increased from 34% to 40%, but more work is needed to achieve the target of 14% in 2023 and 5% in 2030. Greater focus is needed on achieving targets for linkage, engagement, and viral suppression. The percent people over the age of 50 living with HIV who were linked to care increased from 74% to 82%, but remained below the 90% 2023 and 95% 2030 GTZ targets. Further, the percent of people over the age of 50 living with HIV who were engaged in care (71.8% in 2020) and who achieved viral suppression (63.8% in 2020) increased between 2018 and 2020. These percentages remain well below the 80% 2023 and 95% 2030 GTZ targets for engagement in care and 77% 2023 and 95% 2030 GTZ targets for viral suppression.



Data Source: Illinois Department of Public Health (IDPH), Enhanced HIV/AIDS Reporting System (as of 9/28/20). Visualization Source: GTZ HIV Dashboard. Notes: (a) Data are only displayed for groups for which there are 5 or more individuals. (b) 'Age' refers to age at time of diagnosis. (c) 'PWID' includes people who inject drugs; 'TWSM' includes trans women who have sex with men and trans women with a history of injection drug use who have sex with men; 'MSM' includes men who have sex with men or men with a history of injection drug use who have sex with men; 'Other/unknown' transmission category includes perinatal transmission, blood transfusion, hemophilia, and those with no identified risk. (d) 'AA' = African American; 'PI' = Pacific Islander; 'Hispanic/Latinx' individuals can be of any race and all other race/ethnicity groups are not-Hispanic (NH); 'Other/Unknown' race/ethnicity includes NH American Indian/Alaska Native, NH multiple races, and people of unreported race/ethnicity. <sup>1</sup> 'New HIV Diagnoses' defined as the number of persons 13 years of age or older newly diagnosed with HIV infection; <sup>2</sup> 'Late HIV Diagnoses' defined as the number of persons 13 years of age or older newly diagnosed with HIV infection who were diagnosed with stage 3 HIV (AIDS) within 12 months of HIV diagnosis; <sup>3</sup> 'People Living with Diagnosed HIV' defined as people diagnosed with HIV infection 13 years of age or older; <sup>4</sup> 'Linkage to Care' defined as people newly diagnosed with HIV infection with a CD4, VL or genotype lab result within X days after their date of diagnoses; <sup>5</sup> 'Sustained Linkage' defined as people newly diagnosed with HIV infection with 2 CD4, VL, or genotype lab results at least 90 days apart and within a year after their date of diagnoses; <sup>6</sup> 'Viral suppression' defined as people newly diagnosed with HIV with a viral load less than 200 copies/mL at X days after their date of diagnosis; <sup>7</sup> 'Engaged in Care' defined as PLWDH with a CD4, viral load or genotype lab result within the calendar year; <sup>8</sup> 'Retained in Care' defined as PLWDH with 2 CD4, viral load, or genotype lab results at least 90 days apart and within the calendar year.